

PREPARED FOR:
TOM MARTIN
KEEFE REAL ESTATE, INC.
980-A N. WISCONSIN STREET
ELKHORN, WI 53121

PLAT OF SURVEY

-OF-

J.K. SURVEYING INC.
N3705 WILLOWBEND LANE
LAKE GENEVA, WI, 53147
262-248-3697

UNIT 11 PHASE 1 ROLLING GREEN COUNTRY ESTATES A CONDOMINIUM
LOCATED IN THE SOUTHEAST 1/4 AND THE SOUTHWEST 1/4 OF SECTION
18 TOWN 3 NORTH, RANGE 17 EAST, TOWN OF LAFAYETTE, WALWORTH
COUNTY, WISCONSIN.

C.L. PINE CREEK DRIVE

(66' WIDE ROAD)

(N 89°37'25" E 145.00')
N 89°39'17" E 145.00'

UNIT 10

N 00°17'07" W 230.06'
(N 00°16'45" W 229.90')


UNIT 11
33382.41 sq ft

UNIT 12

(S 00°16'45" E 230.15')
S 00°18'00" E 230.30'

TELEPHONE AND
ELECTRIC PEDISTALS

S 89°44'53" W 145.06'
(S 89°43'15" W 145.00')

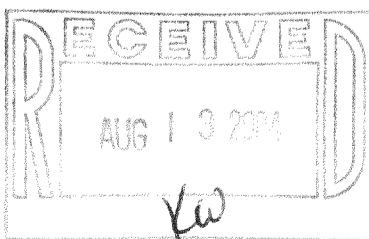


- () = recorded as
- = found iron bar
- = found iron pipe
- = set iron pipe
- = set iron bar

SCALE 1" = 30'

JOB # 04-179


TAX ID # KRG00011



COMPARE LEGAL DESCRIPTION ABOVE AND DRAWING WITH DEED. FOR BUILDING RESTRICTIONS AND
EASEMENTS NOT SHOWN REFER TO DEED, ABSTRACT SOURCES AND LOCAL MUNICIPAL CODES. NOTIFY
THE SURVEYOR IMMEDIATELY OF ANY DISCREPANCY.

"I hereby certify that the above described property was surveyed under my
supervision and that the above map is a true representation thereof and
shows the size and location of all visible structures, apparent easements
and encroachments if any."

This survey is made for the present owners of the property, and those who
purchase, mortgage, or guarantee the title thereto, within one year from
the date hereof.



John P. Krott
JOHN KROTT S - 2258
Wisconsin Registered Land Surveyor
(original if signed in red)

DATED THIS THE 29th DAY OF APRIL 2004.

317-721